



AS - Lambeth Licensing & Night  
Time Economy Team  
Civic Centre, 3rd Floor,  
6 Brixton Hill,  
SW2 1EG

20<sup>th</sup> May 2021

Contact: PC Mike Constable

Miss Bina Patel  
Licensing Manager  
Lambeth Borough Council

**RE: Variation, The Saxon, 50 Clapham High Street, SW4 7UL**

Dear Miss Bina Patel.

I write on behalf of the Commissioner of police for the Metropolis to make a representation on the grounds of the following Licensing Objectives;

- The prevention of crime & disorder.
- Public Safety.
- The prevention of public nuisance.
- Protection of Children from harm.

The applicant has requested the following:

**Amend the licensing plan in accordance with the drawing which accompanies the application 2.  
Remove all existing Annex 2 conditions and replace with new conditions 3. Extend the opening hours to 8am daily for non-licensable activities such as breakfast, coffee and tea etc**

**Location**

This application is located within Clapham (this is defined as a district centre), and is referenced in London Borough of Lambeth's Statement of Licensing Policy 2019 – 2024 appendix 7 refers.

This premises is located within a Cumulative Impact Zone (CIZ) as referenced in the policy, section 13 refers. There are also nearby residential properties.

## **Statement of Licensing Policy & Application.**

I would like to notify the committee the expectation for applicants as per the policy:

1.9 Each new licence application or an application for a variation of an existing licence will be considered on its own merits. This means that decisions will take into account the specific details in each case, including the proposed venue and the way it will operate, or proposed changes to an existing venue and/or its operation, as well as the context in which it operates.

5.2. Therefore, how applicants communicate the promotion of the licensing objectives in their operating schedule and application is essential for the full consideration of the application by the Authority.

5.3. Providing a full and detailed operating schedule as part of the application will make it clearer as to how the applicant will promote the licensing objectives. Applicants are expected to:

- demonstrate knowledge of the local area when describing the steps they propose to take in order to promote the licensing objectives;
- undertake enquiries about the area in which the premises are situated to inform the content of the application;
- obtain sufficient information to enable them to demonstrate, when setting out the steps they propose to take to promote the licensing objectives, that they understand:
  - a) the layout of the local area and physical environment including crime and disorder hotspots, proximity to residential premises and proximity to areas where children may congregate;
  - b) any risks posed to the local area by the applicants' proposed licensable activities;
  - c) any local initiatives (for example, local crime reduction initiatives or voluntary schemes including local taxi-marshalling schemes, street pastors and other schemes) they propose to put in place which might help to mitigate any potential risks.

5.5. Demonstrated knowledge about the locality will assist applicants when determining the steps that are appropriate for the promotion of the licensing objectives. For example, premises within close proximity to residential premises should consider how this will impact upon their smoking, noise management and dispersal policies, to ensure the promotion of the public nuisance objective. Applicants must consider all factors which may be relevant to the promotion of the licensing objectives, and where there are no known concerns, to acknowledge this in their application.

5.7. It is also expected that applicants will canvass the views of their neighbours and local residents as this can clear up any ambiguities and develop a relationship based on mutual cooperation before an application is made. This may be facilitated by making direct contact with neighbours and any local group that represents residents or businesses. This will also assist the applicant by giving an understanding at the outset of what the community believe is acceptable in their area.

6.1. Two general principles have been identified which are noted throughout the Statement of Licensing Policy and are outlined here clearly as general principles that will be taken into consideration for all licensing applications.

**All licensing applications are expected to show:**

**a). That applicants have a clear understanding of the locality in which they are operating or intending to operate and that this has been taken into account in the application, any voluntary conditions proposed and for these to be set out clearly within the operating schedule.**

It is agreed that the Annex 2 conditions are outdated, and it is referenced that these will be replaced with new conditions. These have not been supplied, it should be noted this may not be due to the applicant.

The MPS can only work with the information received. There were no conditions attached. Furthermore no information was supplied regarding new business model.

A list of conditions (attached separately) are recommended to be implemented. The following information demonstrates the necessity for these.

### **Night Time Economy**

The Metropolitan Police had Operation Equinox running, which is a Police led operation in which officers conduct high visibility patrols across London. (This will restart imminently) Police officers are engaging with night-time economy users and premises management in a drive to reduce the number of people being put at risk harm. This is to reduce the violence with injuries directly related to alcohol. An increase in hours of alcohol will potentially strain Police resources, and most likely Ambulance Services as well.

We are all aware of the increase in violence within London, and the Metropolitan Police Service have recently announced the Violence Suppression Unit to combat this.

These figures are taken from Institute of Alcohol Studies. Whilst it is acknowledged that the study is not specific to Clapham High Street, it does illustrate the issues we have and are still worth consideration:

- In 2013/14, just over half of all violent crime victims believed their attacker to be under the influence of alcohol (= approx. 704,000 incidents). 6
- 76% of police have received an injury through dealing with drunken members of the public, with 65% injured on multiple occasions. 10
- 22% of police report having been injured five or more times by drunken people whilst on duty; 41% report having being sexually harassed or assaulted by drunken people whilst on duty. 10
- The Government estimates that alcohol-related crime and social disorder costs England £11bn per year (at 2010/11 prices). 11

- The specific cost of binge drinking on police arrests has been estimated at £0.94 billion; binge drinking has increased the average number of alcohol-related arrests by 45% (= 786 additional arrests per day nationally). 12
- The number of officers on duty must be increased by around 30% at weekends as a direct result of binge drinking, carrying an estimated cost of £31 million. 12
- Police and the justice system spend £1.7bn every year responding to alcohol-related crime. 13
- Alcohol licensing has cost local authorities approx. £183 million in the 10 years since the Act was introduced (= £1.5 million of taxpayers' money per month). 14

The full report can be read here:

[http://www.ias.org.uk/uploads/Alcohols\\_impact\\_on\\_emergency\\_services\\_full\\_report.pdf](http://www.ias.org.uk/uploads/Alcohols_impact_on_emergency_services_full_report.pdf)

### **Crime Overview**

I would also like to bring your attention to the attached supporting document - Clapham CIZ Crime Analysis Pattern. Behind these statistics are victims. It is very easy to look at reports and just see numbers, this is not the case.

Alcohol undoubtedly affects people's reactions and inhibitions, this can and does lead to situations in which Police assistance is required.

Clapham High Street is within this cumulative impact zone and (at time of writing) there are a total of 46 licensed premises in the High Street alone.

Clapham has a renowned night time economy as a result it suffers from high intoxication levels. It was a very popular destination point, and it is strongly believed this will (in time) go back to how it was.

Due to the intoxication levels this has led to alcohol related crime taking place. Ranging from sexual assaults, violence against the person, thefts, robberies, etc

In which this Clapham CIZ Crime Analysis Pattern report clearly highlights our concerns.

It shows that during 2020 (in which a lot of premises had restrictions and closure), that was only a slight decrease. Violence against the person offences 2019 were 279, compared to 2020 which was 209. For drug related offences there was an increase, 51 in 2020 compared to 31 in 2019.

A nasty assault that took place during the restrictions (Lambeth was in Tier 2 at the time) on 20<sup>th</sup> October 2020 at 10:15pm on Clapham High Street:

<https://www.itv.com/news/london/2021-02-04/police-appeal-after-man-punched-to-the-ground-in-clapham>

That assault took place when premises had a curfew and alcohol was ancillary to food. Imagine what else would have happened if it had been later.

Here are further links on the violent offences that have taken place on the High Street in the last few years:

<https://www.getsurrey.co.uk/news/uk-world-news/clapham-north-stabbing-police-a3-16434548>

<https://twitter.com/londonstreets3/status/1155533140154376192?lang=en>

<https://www.thesun.co.uk/news/8097520/man-attacks-woman-new-years-eve-clapham/>

This is just a snapshot of what has taken place in the area.

Many a time drunken patrons have urinated on local residents door steps, vomited on public highways and shout and screamed down the High Street. Local residents deserve to be able to have some peace and quiet in their own homes.

Furthermore residents should feel safe in their community, having to walk past those offenders (as per the video clips in the links) would be very intimidating to say the least.

This is especially the case with regards to vulnerability in the area, unfortunately this is far too common and with the previous assistance from Clapham Methodist Church (The Hub) providing a Safe Haven for those in need unknown if will be able to continue this be an additional strain on emergency services.

All of these greatly highlights why the conditions are essential to help ensure a safe night time economy in Clapham.

### **Conclusion**

- Conditions are required as highlighted by the crime figures.
- Removing Annex 2 conditions and not replacing with suitable conditions is a recipe for disaster, i.e removal of security due to change in business model. As a reminder premises would be able to operate until 1am.
- Consideration has been taken with regards to the impact Covid 19 has affected the premises as a business, however the conditions are a necessity not only to the public but the premises themselves.

It is recommended that this variation is granted with conditions proposed.

This is deemed appropriate to the premises and in the spirit of the Licensing Act 2003.

Yours sincerely,

**Mike Constable | PC 1596AS - Licensing & Night Time Economy Team |**

Address Civic Centre, 3<sup>rd</sup> Floor, 6 Brixton Hill, SW2 1EG

6. Office for National Statistics (2015), ONS Nature of Crime Tables, 2013-14 – Violence, Table 3.11.
10. IAS Police Service Survey results (4,022 participants) available at <http://www.ias.org.uk/What-we-do/IAS-reports.aspx>
11. House of Commons Health Committee, *Government's Alcohol Strategy* (HC 132, 2012-13), Written evidence from the Department of Health (GAS 01).
12. James, J. & Francesconi, M. (2015), *The cost of binge drinking in the UK*. Bath: Institute for Policy Research, University of Bath.
13. Leontaridi, R. (2003) Alcohol misuse: how much does it cost?. London: United Kingdom Cabinet Office, p. 59
14. Local Government Association (2015), LGA responds to Government decision to reject locally-set licensing fees [Press release]. [Available: [http://www.local.gov.uk/web/guest/media-releases/-/journal\\_content/56/10180/7048782/NEWS#sthash.BVcZZjIX.dpuf](http://www.local.gov.uk/web/guest/media-releases/-/journal_content/56/10180/7048782/NEWS#sthash.BVcZZjIX.dpuf)] [Accessed 13 October 2015].

# LAMBETH – CLAPHAM CIZ

## ***CRIME PATTERN ANALYSIS***

Intelligence & Improvement Service

Public Protection, Assurance & Regulatory Services

London Borough of Lambeth

<b>Report Covering Time Period:</b>	01/01/2019 – 31/12/2020
<b>Requesting Officer:</b>	PC Mike CONSTABLE
<b>Created by:</b>	Tristan WALKER (Intelligence Analyst PPARS)
<b>Signed off by:</b>	Tristan WALKER (Intelligence Analyst PPARS)
<b>Version number:</b>	1
<b>Original Version Date:</b>	01/02/2021
<b>Latest Version Date:</b>	01/02/2021
<b>Disseminated to:</b>	PC Mike Constable, PC Dave Watson, PS Adam Berry, Trevor Virtue, Rob Harper, Sean Biggart, Patrick White
<b>NIM Level:</b>	1 – Local Level
<b>Government Security Classification:</b>	N/A

# LAMBETH – CLAPHAM CIZ CRIME PATTERN ANALYSIS

## CLAPHAM CIZ (Cumulative Impact Zone)

- Within the last 6 months (01/07/2020 to 31/12/2020), there have been **1,156 calls** attended by Police

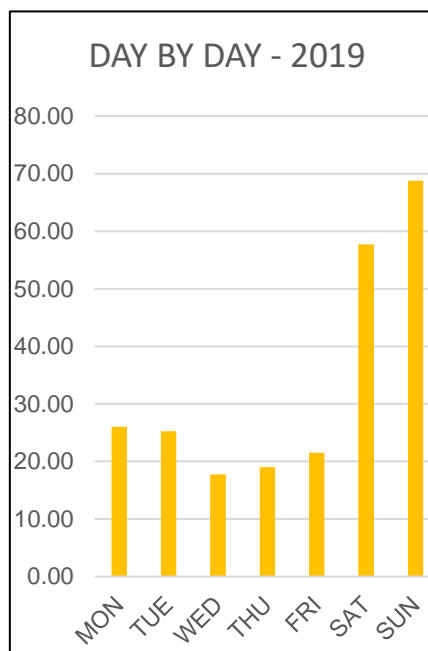




## TIME OF DAY ANALYSIS – VIOLENCE AND WEAPON OFFENCES 2019

	MON	TUE	WED	THU	FRI	SAT	SUN	Total
0000-0100	1.00	1.00	0.22	0.00	1.00	8.50	6.40	18.11
0100-0200	2.00	1.00	1.22	0.00	0.00	4.00	11.32	19.54
0200-0300	2.33	1.50	2.22	1.00	2.00	4.00	13.82	26.87
0300-0400	3.33	2.50	0.22	0.00	3.00	12.00	12.99	34.04
0400-0500	1.33	2.00	0.22	1.00	0.00	4.00	6.99	15.54
0500-0600	0.00	0.00	1.05	0.50	1.00	0.00	3.09	5.64
0600-0700	0.00	0.00	0.05	0.50	0.00	1.00	0.09	1.64
0700-0800	0.00	0.00	0.05	0.00	0.00	1.00	1.09	2.14
0800-0900	1.00	0.00	1.05	0.00	0.00	0.00	0.00	2.05
0900-1000	0.50	1.00	0.05	1.00	1.00	1.00	0.00	4.55
1000-1100	0.50	1.00	0.05	1.00	0.00	1.00	2.00	5.55
1100-1200	1.00	0.00	2.05	0.00	0.00	0.07	1.00	4.12
1200-1300	1.00	0.00	0.05	1.00	1.08	0.07	0.00	3.20
1300-1400	3.00	3.50	0.05	0.00	1.08	2.07	1.00	10.70
1400-1500	1.00	0.50	1.05	1.00	1.08	0.07	0.00	4.70
1500-1600	0.25	2.00	1.55	1.00	0.08	1.07	0.00	5.95
1600-1700	1.25	1.00	1.55	2.00	0.08	1.07	1.00	7.95
1700-1800	0.25	2.00	0.05	3.00	0.08	0.07	2.00	7.45
1800-1900	0.25	1.00	1.00	1.00	2.08	2.07	1.00	8.40
1900-2000	1.00	1.00	0.50	1.00	0.08	1.57	1.00	6.15
2000-2100	2.00	2.00	0.50	1.00	3.08	1.07	1.00	10.65
2100-2200	2.00	1.00	1.50	2.00	2.08	2.66	2.00	13.25
2200-2300	0.00	1.05	1.50	0.00	1.08	0.66	0.00	4.30
2300-0000	1.00	0.22	0.00	1.00	1.58	8.66	1.00	13.46
<b>Total</b>	<b>26.00</b>	<b>25.27</b>	<b>17.73</b>	<b>19.00</b>	<b>21.50</b>	<b>57.70</b>	<b>68.80</b>	<b>236.00</b>

Highest risk	
Moderately high risk	
Moderate risk	
Moderately low risk	
Lowest risk	



- Violence Offences were significantly higher in 2019 than 2020, likely owing in part to Licensed premises largely being closed through a large part of 2020.
- In 2019, the spike in Violence and Weapon offences in Clapham CIZ was overwhelmingly on Friday and Saturday nights. 53% of all of these offences took place within Friday and Saturday NTE.

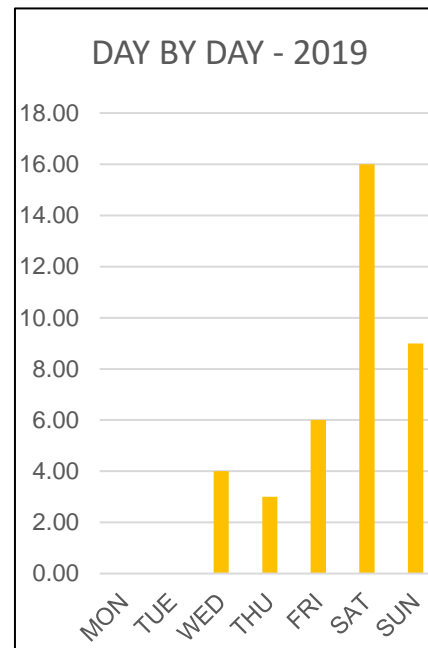
## RECORDED OFFENCES – 2019 + 2020

		2019	2020	TOTAL
<b>Assault with Injury</b>	ABH	131	94	228
	ABH on Constable	9	0	9
	Common Assault	67	65	135
	Assault on Emergency Worker	0	1	2
	Racially/religious Agg Assault	2	1	1
<b>Other Violence</b>	Administering Poison to Injure	1	0	1
	Arrange travel with view to exploit	1	0	1
	Hold person in slavery/servitude	1	0	1
	Making Threats to Kill	2	0	2
	<b>Serious Wounding</b>	GBH/Serious Wounding	15	7
GBH/Serious Wounding on Constable		1	0	1
<b>Offensive Weapon</b>	Having Blade or Point in Public	3	3	6
	Possession of Offensive Weapon	7	2	9
<b>Firearm / Noxious Liquid Offences</b>	Possess Prohibited Weapons	4	0	5
	Possess Weaps Noxious Liquid	1	0	1
<b>TOTAL VIOLENCE OFFENCES</b>		<b>279</b>	<b>209</b>	<b>486</b>

## TIME OF DAY ANALYSIS – DRUG OFFENCES 2019

	MON	TUE	WED	THU	FRI	SAT	SUN	Total
0000-0100	0.00	0.00	0.00	0.00	1.00	0.00	2.00	3.00
0100-0200	0.00	0.00	0.00	0.00	1.00	2.00	1.00	4.00
0200-0300	0.00	0.00	0.00	0.00	1.00	2.00	0.00	3.00
0300-0400	0.00	0.00	0.00	0.00	0.00	3.00	2.00	5.00
0400-0500	0.00	0.00	0.00	0.00	0.00	0.00	2.00	2.00
0500-0600	0.00	0.00	0.00	0.00	1.00	0.00	0.00	1.00
0600-0700	0.00	0.00	1.00	0.00	0.00	0.00	0.00	1.00
0700-0800	0.00	0.00	0.00	0.00	0.00	1.00	0.00	1.00
0800-0900	0.00	0.00	0.00	0.00	0.00	0.00	0.00	0.00
0900-1000	0.00	0.00	0.00	0.00	0.00	0.00	0.00	0.00
1000-1100	0.00	0.00	0.00	0.00	0.00	0.00	0.00	0.00
1100-1200	0.00	0.00	0.00	0.00	0.00	0.00	1.00	1.00
1200-1300	0.00	0.00	1.00	0.00	2.00	1.50	0.00	4.50
1300-1400	0.00	0.00	0.00	0.00	0.00	0.50	1.00	1.50
1400-1500	0.00	0.00	0.00	0.00	0.00	0.00	0.00	0.00
1500-1600	0.00	0.00	0.00	1.00	0.00	0.00	0.00	1.00
1600-1700	0.00	0.00	0.00	0.00	0.00	0.00	0.00	0.00
1700-1800	0.00	0.00	0.00	0.00	0.00	0.00	0.00	0.00
1800-1900	0.00	0.00	0.00	0.00	0.00	1.00	0.00	1.00
1900-2000	0.00	0.00	1.00	1.00	0.00	0.00	0.00	2.00
2000-2100	0.00	0.00	0.00	1.00	0.00	1.00	0.00	2.00
2100-2200	0.00	0.00	1.00	0.00	0.00	3.00	0.00	4.00
2200-2300	0.00	0.00	0.00	0.00	0.00	0.00	0.00	0.00
2300-0000	0.00	0.00	0.00	0.00	0.00	1.00	0.00	1.00
<b>Total</b>	<b>0.00</b>	<b>0.00</b>	<b>4.00</b>	<b>3.00</b>	<b>6.00</b>	<b>16.00</b>	<b>9.00</b>	<b>38.00</b>

Highest risk	Red
Moderately high risk	Orange
Moderate risk	Yellow
Moderately low risk	Cyan
Lowest risk	Blue



- Drug Offences are Police-generated offences. The number of drug offences recorded is a fraction of the offences that are believed to take place.
- In 2019, drug offences were recorded overwhelmingly in the early hours of Saturday morning. 66% of drug offences were recorded to take place on Friday and Saturday NTE.

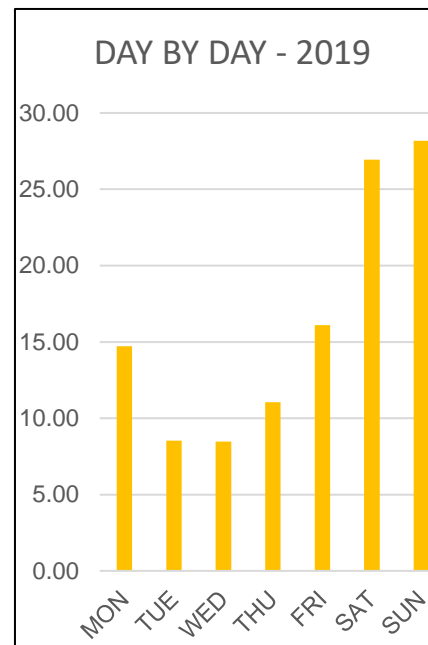
## RECORDED OFFENCES – 2019 + 2020

		2019	2020	TOTAL
<b>Drug Possession</b>	Possession of Cannabis	27	29	58
	Possession of Class a - Cocaine	6	5	11
	Possession of Class a - Heroin	1	0	1
	Possession of Class B Amphetamine	0	1	1
	Possession of Crack	1	0	1
	Possession of Other Class a	1	1	2
	<b>Drug Trafficking</b>	Poss. Crack with Intent to Supply	0	1
Possess W/Intent Class a Cocaine		3	2	5
Possess W/Intent Other Class a		1	1	2
Possession W/Intent Cannabis		3	1	4
Production Of Cannabis		0	1	1
Production of Class a - Cocaine		1	0	1
Supply of Class a - Cocaine		0	1	1
Supply of Class a - Mdma etc		0	1	1
Supply of Unspecified Drug		0	6	6
Supply/Offer to Supply Cannabis		1	1	2
<b>TOTAL DRUG OFFENCES</b>			<b>35</b>	<b>51</b>

## TIME OF DAY ANALYSIS – DISORDER AND SEXUAL OFFENCES 2019

	MON	TUE	WED	THU	FRI	SAT	SUN	Total
0000-0100	0.05	1.00	0.07	0.00	2.22	3.06	3.05	9.45
0100-0200	4.05	0.05	0.07	0.00	0.22	3.40	4.05	11.83
0200-0300	0.05	1.05	0.07	0.00	2.22	4.40	4.38	12.17
0300-0400	1.05	0.05	0.07	0.00	1.22	3.06	2.38	7.83
0400-0500	0.05	1.05	0.07	0.00	0.22	0.53	2.38	4.30
0500-0600	1.05	1.05	0.07	0.00	0.22	1.53	0.05	3.97
0600-0700	0.05	0.05	0.07	0.00	0.22	0.39	2.55	3.32
0700-0800	0.05	0.05	0.00	1.00	0.22	0.39	0.55	2.26
0800-0900	0.05	0.05	0.00	0.00	0.19	0.30	0.05	0.63
0900-1000	0.04	0.34	1.00	0.00	0.12	1.13	0.13	2.76
1000-1100	0.16	1.34	0.00	0.00	0.02	1.06	0.13	2.72
1100-1200	0.16	0.34	0.00	0.05	0.02	0.06	0.13	0.76
1200-1300	0.16	0.34	0.00	0.05	0.02	0.06	2.13	2.76
1300-1400	0.16	0.34	0.00	1.05	0.02	0.06	0.13	1.76
1400-1500	2.14	0.14	0.00	2.05	1.02	1.06	0.13	6.54
1500-1600	1.14	0.14	0.00	0.05	0.02	1.06	1.13	3.54
1600-1700	0.14	0.21	1.00	0.05	1.02	0.06	1.13	3.60
1700-1800	2.34	0.21	3.00	0.11	2.02	0.06	0.13	7.87
1800-1900	0.21	0.21	0.00	0.11	1.06	0.06	0.13	1.78
1900-2000	0.21	0.21	1.00	1.11	2.13	0.02	0.13	4.81
2000-2100	1.21	0.12	0.00	3.11	0.13	2.02	1.13	7.72
2100-2200	0.21	0.07	1.00	0.11	0.22	1.02	0.13	2.76
2200-2300	0.01	0.07	1.00	1.11	0.22	1.05	1.05	4.51
2300-0000	0.01	0.07	0.00	1.11	1.06	1.05	1.05	4.35
<b>Total</b>	<b>14.72</b>	<b>8.53</b>	<b>8.47</b>	<b>11.06</b>	<b>16.10</b>	<b>26.94</b>	<b>28.18</b>	<b>114.00</b>

Highest risk	Red
Moderately high risk	Orange
Moderate risk	Yellow
Moderately low risk	Cyan
Lowest risk	Blue



## RECORDED OFFENCES – 2019 + 2020

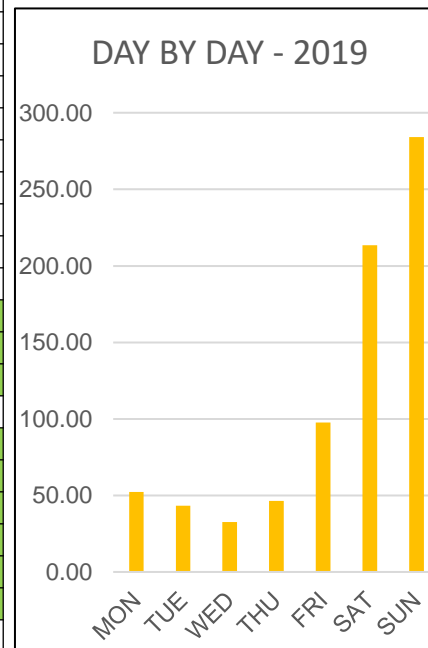
		2019	2020	TOTAL
<b>Criminal Damage</b>	Criminal Damage	37	19	57
<b>Public Order</b>	Public Order Offence S4 Poa	12	9	21
	86			
	Public Order Offence S4A Poa	16	12	28
<b>Violent Disorder</b>	86			
	Public Order Offence S5 Poa	1	4	5
	86			
<b>Sexual Offences</b>	Affray	15	10	25
<b>Sexual Offences</b>	Other Sexual Offences	17	8	25
	Rape	3	4	7

- Disorder-related and Sexual Offences were significantly higher in 2019 than 2020. These offences are not inherently associated with NTE criminal behaviour, however we can see from the temporal analysis that they overwhelmingly took place in the early hours of Saturday and Sunday morning in 2019.
- This temporal analysis shows the correlation between Clapham NTE operating and Criminal Damage, Public Order, Violent Disorder and Serious Sexual Offences taking place.

## TIME OF DAY ANALYSIS – THEFT & ROBBERY OFFENCES - 2019

	MON	TUE	WED	THU	FRI	SAT	SUN	Total
0000-0100	3.59	1.05	1.06	3.16	4.28	11.90	42.50	67.54
0100-0200	3.67	1.05	0.06	0.63	5.28	20.05	88.31	119.05
0200-0300	4.08	0.55	0.06	4.13	4.57	23.55	62.24	99.18
0300-0400	1.78	0.55	0.06	1.63	3.37	13.11	32.92	53.43
0400-0500	0.38	1.55	0.06	1.13	2.51	16.11	15.52	37.26
0500-0600	1.38	0.22	0.64	0.13	0.51	6.62	3.87	13.36
0600-0700	2.38	1.22	0.58	2.13	0.57	1.57	3.00	11.45
0700-0800	0.38	0.22	1.58	1.04	0.49	2.24	1.77	7.72
0800-0900	1.18	0.05	0.25	0.04	1.07	0.93	1.21	4.74
0900-1000	1.46	0.01	0.00	0.04	3.07	1.83	0.79	7.20
1000-1100	0.46	0.01	1.00	4.04	3.56	0.82	0.70	10.59
1100-1200	1.39	1.01	1.07	0.08	4.44	2.88	0.60	11.47
1200-1300	1.37	2.32	0.07	1.45	7.32	5.29	1.88	19.69
1300-1400	3.37	0.32	0.40	1.61	2.24	5.01	4.38	17.33
1400-1500	3.29	4.32	1.40	0.95	2.91	2.04	2.38	17.28
1500-1600	3.79	0.32	2.40	1.61	6.91	3.81	2.81	21.64
1600-1700	2.79	1.57	2.40	0.61	2.24	3.84	0.89	14.34
1700-1800	3.66	5.57	3.57	4.78	5.91	3.76	2.89	30.13
1800-1900	3.05	7.07	2.57	2.98	3.91	6.99	1.89	28.46
1900-2000	2.55	5.57	2.74	1.31	7.66	8.66	4.39	32.88
2000-2100	3.55	2.57	5.33	1.48	3.33	8.86	2.73	27.84
2100-2200	2.05	2.07	1.83	2.48	3.14	6.02	2.07	19.65
2200-2300	0.55	2.57	2.83	3.42	4.59	19.72	0.82	34.50
2300-0000	0.05	1.57	0.66	5.62	13.80	37.90	3.66	63.26
<b>Total</b>	<b>52.21</b>	<b>43.29</b>	<b>32.63</b>	<b>46.50</b>	<b>97.66</b>	<b>213.47</b>	<b>284.25</b>	<b>770.00</b>

Highest risk	
Moderately high risk	
Moderate risk	
Moderately low risk	
Lowest risk	



## RECORDED OFFENCES – 2019 + 2020

		2019	2020	TOTAL
<b>Theft</b>	Theft Not Classified Elsewhere	662	281	<b>943</b>
	Theft From The Person of Another	40	14	<b>54</b>
	<b>TOTAL THEFT AND ROBBERY OFFENCES</b>	<b>774</b>	<b>339</b>	<b>1113</b>
<b>Robbery</b>	Racial Incident	6	5	<b>11</b>
	Assault W/I Rob Personal Property	1	2	<b>3</b>
	Robbery of Personal Property	65	37	<b>102</b>

- Theft and Robbery Offences make up 49.5% of all crimes that took place in Clapham CIZ in 2019. There are an alarmingly high proportion of Robbery offences in particular making up 7% of all offences in Clapham CIZ, in comparison to 3% of all crimes across the rest of the Borough.
- This temporal analysis shows a strong correlation between Theft and Robbery Offences taking place and the Clapham NTE on Friday and Saturday. 37% of all Theft and Robbery Offences in Clapham CIZ happen in five (5) hours between 23:00 on Friday night and 04:00 on Saturday morning.

# CONTACT PPARS INTELLIGENCE & IMPROVEMENT SERVICE

[www.lambeth.gov.uk/asb-help](http://www.lambeth.gov.uk/asb-help)

[PARTNERSHIPTASKING@LAMBETH.GOV.UK](mailto:PARTNERSHIPTASKING@LAMBETH.GOV.UK)



**The Saxon, 50 Clapham High Street**

### **Prevention of Crime and Disorder**

1. The premises shall install and maintain a comprehensive CCTV system. All entry and exit points must be covered enabling frontal identification of every person entering in a light condition. The CCTV system shall continually record whilst the premises are open. All recordings shall be stored for a minimum period of 31 days with date and time stamping. Viewing of recordings shall be made available immediately upon the request of Police or authorised officer of Lambeth Council.
2. A staff member from the premises who is conversant with the operation of the CCTV system shall be in the premises at all times when the premises is open. This staff member must be able to provide a Police or authorised council officer copies of recent CCTV images or data with the absolute minimum of delay when requested and within a maximum of 24 hours of the initial request.
3. Subject to Data Protection guidance and legislation, the management of the premises will ensure that key staff are fully trained in the operation of the CCTV, and will be able to download selected footage onto a disk/USB Stick for the Police or authorised officers of the Local Authority without difficulty, delay or charge.
4. CCTV Signage shall be prominently displayed throughout the premises.
5. All staff members engaged, or to be engaged, on the premises shall receive full training pertinent to the Licensing Act, specifically in regard to age-restricted sales, and the refusal of sales to persons believed to be under the influence of alcohol or drugs. This shall take place every 6 months.
6. All such training is to be fully documented and signed by not only the employee but the person delivering the training. Training records shall be kept at the premises and made available upon request to either Police Officers or an authorised officer of Lambeth Council.
7. All staff member should be checked to ensure they have the right to work in the UK. These checks should be made available upon requests to all responsible authorities. All associated '*entitlement to work*' documents:
  - a) must be logged and kept on the premises for the duration of the employment; and
  - b) must be retained for a minimum of 12 months after employment has ceased.
8. An incident log shall be kept at the premises and retained for a period of 12 months and made available on request to an authorised officer of Lambeth Council or the Police. It must be completed within 24 hours of the incident and will record the following:
  - (a) all crimes reported to the venue
  - (b) all ejections of patrons
  - (c) any complaints received
  - (d) any incidents of disorder
  - (f) any faults in the CCTV system
  - (g) any refusal of the sale of alcohol and the name of the member of staff who refused the sale.
9. All staff and security shall receive vulnerability & welfare training this shall take place every six months. <https://nbcc.police.uk/guidance/wave-presentation>
10. A Vulnerability & Welfare policy shall also be implemented and reviewed yearly. This shall be available upon request to the Police or authorised officer from Lambeth Council.
11. The premises shall sign up to the Women's Safety Charter (or similar initiative).

<https://www.london.gov.uk/what-we-do/arts-and-culture/24-hour-london/womens-night-safety-charter>

12. Ask4Angela posters shall be displayed at eye level in the premises. This shall include the toilets as a minimum. <https://www.met.police.uk/AskforAngela>

### **Public Safety**

13. A minimum of **2** SIA licensed door supervisors shall be on duty at the premises from 20:00 until after 30 minutes the premises closes. This shall commence on Fridays to Sundays and all Bank Holidays.
14. Body worn cameras shall be worn by a minimum of one SIA door supervisor deployed at the front of the premises.
15. All SIA staff must sign a register detailing the information stated below. This register must be kept on the premises and made available immediately upon the request of Police or authorised officer of Lambeth Council. This will record the following:
  - (a) start and end of shift times
  - (b) SIA badge registered number
  - (c) Full names

### **Protect children from harm**

16. A Challenge 25 proof of age scheme shall be operated at the premises where the only acceptable forms of identification are recognised photographic identification cards, such as a driving licence, passport or proof of age card with the PASS Hologram.
17. No children shall be allowed on the premises from 20:00.
18. All children shall be accompanied by an adult.

### **Prevention of Public Nuisance.**

19. Notices shall be prominently displayed requesting patrons to respect the needs of local residents and businesses and leave the area quietly.
20. A dispersal policy shall be drawn up in agreement with the Police Licensing Team and Licensing Service and shall be implemented whilst licensable activities are taking place and until 30 minutes after the premises closes.
21. During the hours of operation the licence holder shall ensure sufficient measures are in place to remove and prevent litter or waste arising or accumulating from customers in the area immediately outside the premises, and that this area shall be swept and or washed and litter and sweepings collected and stored in accordance with the approved refuse storage arrangements by close of business.
22. All waste shall be properly presented and placed out for collection no earlier than 30 minutes before collection time.
23. There shall be a personal licence holder on duty on the premises at all times that the premises are open to the public and licensable activities are taking place.
24. No beers, ales, lagers or ciders of 6% ABV or above to be sold.
25. No person shall be allowed to leave the premises whilst in the possession of any open drinking vessel or open glass bottle, whether empty or containing any beverage.